



# High Voltage REGULATED Output Ranges: 0-1 kVdc to 0-30 kVdc

## MODULAR AC-DC & DC-DC

- Shipped Within 6 Days
- Five Year Warranty  
*(internal encapsulated module - One Year)*



## RACK MOUNTING AC-DC

- Shipped Within 9 Days
- Five Year Warranty  
*(internal encapsulated module - One Year)*



## Don't forget these facts about Acopian....

- Fast Shipping? Acopian invented it! For over half a century, Acopian has built and shipped millions of power supplies within 3-DAYS after receipt of order. And we still do today! View our 3-DAY Shipping Promise: [www.acopian.com/3dayship.html](http://www.acopian.com/3dayship.html)
- You ALWAYS talk to a real person when you call Acopian.
- Acopian power supplies last a *very long time!*
- You can email [3day@acopian.com](mailto:3day@acopian.com) anytime for 24/7 product support.
- The *Online System Builder* ([www.acopian.com/SystemBuilder](http://www.acopian.com/SystemBuilder)) is a convenient way to get your own custom power supply or power system (and most ship within 9 Days).
- You can order Acopian power supplies factory direct.
- ALL Acopian products are made in the USA.



Easton, PA & Melbourne, FL  
1-800-523-9478 • [www.acopian.com](http://www.acopian.com)  
Order Factory Direct  
Made in USA



## High Voltage AC-DC

MODULAR  
REGULATED

Output ranges:

0-1 kVdc to 0-30 kVdc

- Shipped Within 6 Days
- Five Year Warranty  
(internal encapsulated module - One Year)

**These modular High Voltage supplies** may be used as constant voltage or constant current sources. They may be remotely programmed by means of either voltage or resistance, and have provisions for remote monitoring and output inhibiting. All control and monitoring connections are on a pluggable terminal block that functions as a connector, providing wiring convenience and permitting easy and rapid connect/disconnect. Outputs are protected for short circuit and short term arcing.

### SPECIFICATIONS

**Input Voltage:** 105-125 VAC, 50-400 Hz, single phase.

**Output Polarity:** Positive output is standard. For negative output, change first letter of model number from P to N.

**Regulation (constant voltage operation):**

**Line:**  $\pm 0.05\%$

**Load:**  $\pm 0.05\%$

**Regulation (constant current operation):**

**Line:**  $\pm 0.1\%$

**Load:**  $\pm 0.1\%$  plus 50  $\mu\text{A}$ .

**Ripple:** 0.05%, peak-to-peak.

**Output Controls:** Voltage and current may be controlled by means of two 20-turn front panel adjustments, or by using remotely located 1000 ohm potentiometers.

**Output Programming:** Output voltage and current may be programmed from 0 to full rating by means of control voltage inputs of 0 to +5.1 Vdc.

**Voltage Monitor Terminal:** Permits monitoring output voltage, stepped down by ratio shown. Accuracy is 2% of maximum rated output voltage.

**Current Monitor Terminal:** Permits monitoring output current at mV/mA ratio shown. Accuracy is 2% of maximum rated output current.

**Inhibit Terminal:** Grounding inhibits output.

**Input Protection:** "Soft start" circuit minimizes start-up power stresses.

**Output Protection:** Current regulation circuit protects power supply from short circuits, overload, and arcing.

**Efficiency:** Greater than 70% at full load.

**Response Time:** Less than 5 ms for 100  $\mu\text{A}$  load step change.



**Stability:** 0.05% over eight hours, after 30 minute warmup.

**Temperature Coefficient:** 200 PPM/ $^{\circ}\text{C}$  = 0.02%/ $^{\circ}\text{C}$  (Typical).

**Ambient Operating Temperature:**  $-10$  to  $+60^{\circ}\text{C}$ . No derating required.

**Storage Temperature:**  $-20$  to  $+85^{\circ}\text{C}$ .

**Humidity:** Maximum of 90% relative, non-condensing.

**Connections:** 24" flying lead for high side of output and 5-way binding post for return (ground) are at the rear. AC input connections on separate terminal strip. All other connections on pluggable terminal block.

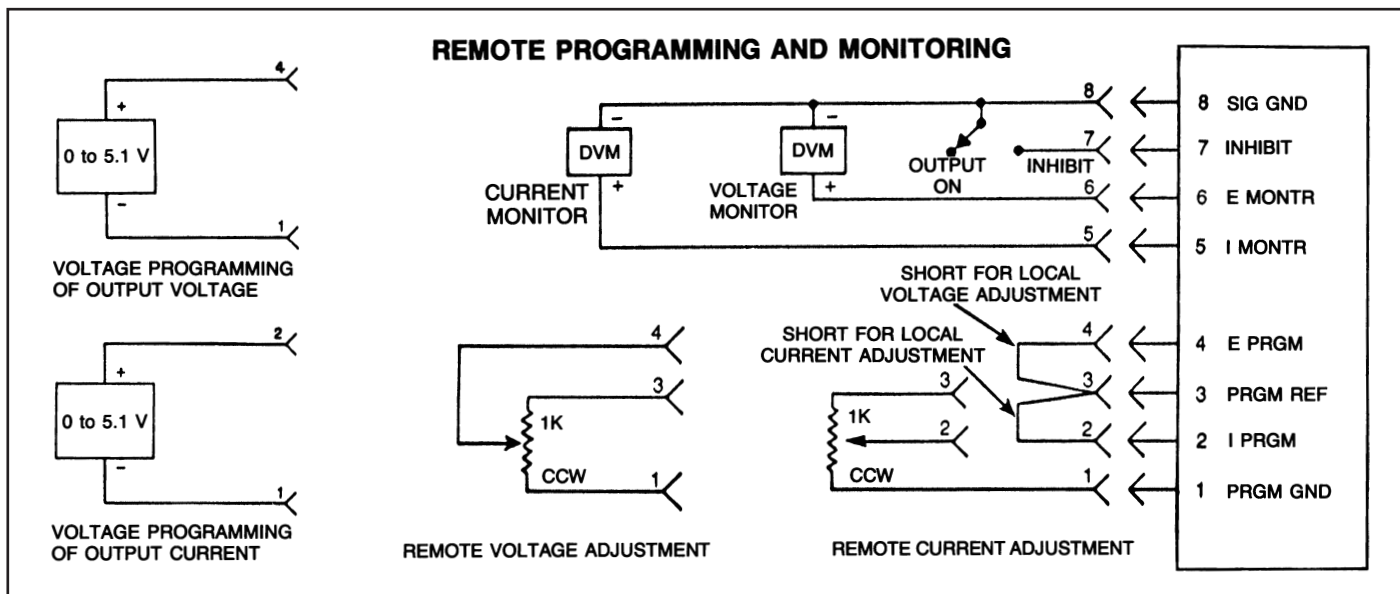
**Mounting:** Threaded mounting holes permit mounting to a chassis, cabinet wall or bracket, or they may be used on a test bench or tabletop. To mount from the power supply side of the mounting surface, see accessory Mounting Kit GB8 on page H3.

### OPTIONS

**Terminal Strip Cover:** Clips on AC input terminal strip. To order, add suffix "M" to model number.

**Output Connector:** Models with an output of 5000 volts or less can be provided with an MHV connector (and 8' long detachable shielded output cable with mating MHV connector installed on one end) instead of the flying lead. To order, add suffix letter "T" to the model number.

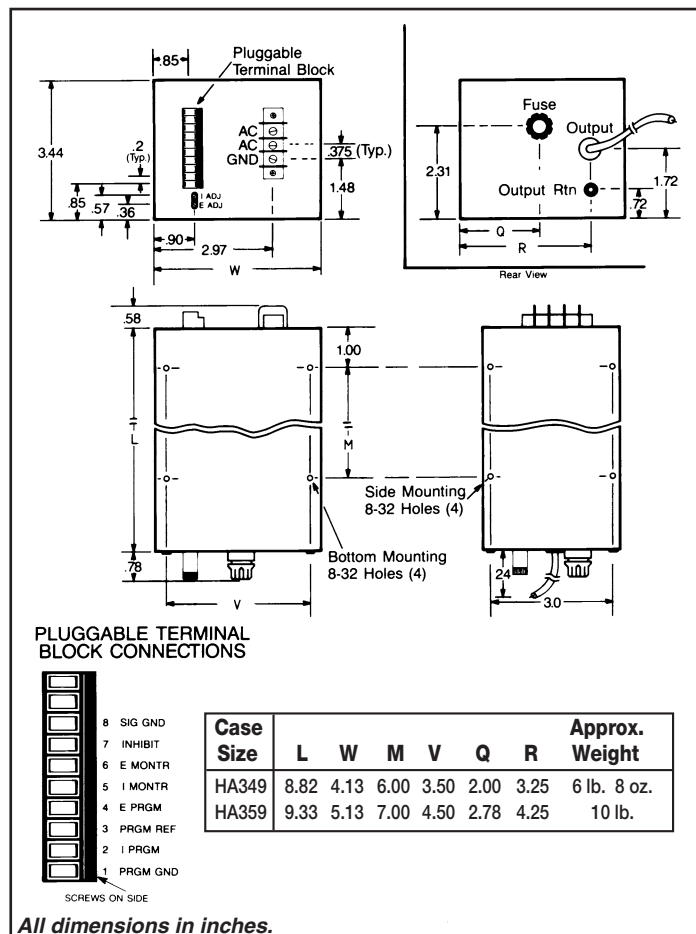
**230 Volt Input:** For operation on inputs of 210-250 VAC, 50-400 Hz, single phase. To order, add suffix "-230" to model number. The "-230" option requires two additional days.



## AC-DC MODELS

Output Range kVdc	Output Current mA	Output Monitor Ratio		Model (Positive Output)*	Case Size
		Voltage	Current mV/mA		
0-1	30	1,000:1	100:1	P01HA30	HA349
0-1	60	1,000:1	10:1	P01HA60	HA359
0-1.5	20	1,000:1	100:1	P01.5HA20	HA349
0-1.5	40	1,000:1	100:1	P01.5HA40	HA359
0-2	15	1,000:1	100:1	P02HA15	HA349
0-2	30	1,000:1	100:1	P02HA30	HA359
0-2.5	12	1,000:1	100:1	P02.5HA12	HA349
0-2.5	24	1,000:1	100:1	P02.5HA24	HA359
0-3.5	8.5	1,000:1	100:1	P03.5HA8.5	HA349
0-3.5	17	1,000:1	100:1	P03.5HA17	HA359
0-5	6	10,000:1	100:1	P05HA6	HA349
0-5	12	10,000:1	100:1	P05HA12	HA359
0-7.5	4	10,000:1	100:1	P07.5HA4	HA349
0-7.5	8	10,000:1	100:1	P07.5HA8	HA359
0-10	3	10,000:1	1,000:1	P010HA3	HA349
0-10	6	10,000:1	100:1	P010HA6	HA359
0-12	2.5	10,000:1	1,000:1	P012HA2.5	HA349
0-12	5	10,000:1	100:1	P012HA5	HA359
0-15	2	10,000:1	1,000:1	P015HA2	HA349
0-15	4	10,000:1	100:1	P015HA4	HA359
0-18	1.6	10,000:1	1,000:1	P018HA1.6	HA349
0-18	3.2	10,000:1	1,000:1	P018HA3.2	HA359
0-20	1.5	10,000:1	1,000:1	P020HA1.5	HA349
0-20	3	10,000:1	1,000:1	P020HA3	HA359
0-22	1.3	10,000:1	1,000:1	P022HA1.3	HA349
0-22	2.6	10,000:1	1,000:1	P022HA2.6	HA359
0-25	1.2	10,000:1	1,000:1	P025HA1.2	HA349
0-25	2.4	10,000:1	1,000:1	P025HA2.4	HA359
0-30	1	10,000:1	1,000:1	P030HA1	HA349
0-30	2	10,000:1	1,000:1	P030HA2	HA359

\* Positive output is standard. For negative output, change first letter of model number from P to N.



## High Voltage DC-DC

MODULAR  
REGULATED

Output ranges:

0-1 kVdc to 0-30 kVdc

- Shipped Within 6 Days
- Five Year Warranty  
(internal encapsulated module - One Year)

**DC inputs from 21.6 to 32.0 volts** may be used for these versatile power supplies. Although their outputs are continuously adjustable from 0 to their maximum ratings, 20-turn controls permit precise setability. These supplies have been designed to withstand severe arcing and short circuits without damage. They are ruggedly constructed with quality components to provide many years of reliable service.



### SPECIFICATIONS

**Input Voltage:** +21.6 to 32.0 Vdc.

**Output Polarity:** Positive output is standard. For negative output, change first letter of model number from P to N.

**Regulation (constant voltage operation):**

**Line:**  $\pm 0.05\%$

**Load:**  $\pm 0.05\%$

**Regulation (constant current operation):**

**Line:**  $\pm 0.1\%$

**Load:**  $\pm 0.1\%$  plus 50  $\mu$ A.

**Ripple:** 0.05%, peak-to-peak.

**Output Controls:** Voltage and current may be controlled by means of two 20-turn front panel adjustments, or by using remotely located 1000 ohm potentiometers.

**Output Programming:** Output voltage and current may be programmed from 0 to full rating by means of control voltage inputs of 0 to +5.1 Vdc.

**Voltage Monitor Terminal:** Permits monitoring output voltage, stepped down by ratio shown. Accuracy is 2% of maximum rated output voltage.

**Current Monitor Terminal:** Permits monitoring output current at mV/mA ratio shown. Accuracy is 2% of maximum rated output current.

**Inhibit Terminal:** Grounding inhibits output.

**Input Protection:** "Soft start" circuit minimizes start-up power stresses.

**Output Protection:** Current regulation circuit protects power supply from short circuits, overload, and arcing.

**Efficiency:** Greater than 70% at full load.

**Response Time:** Less than 5 mS for 100  $\mu$ A load step change.

**Stability:** 0.05% over eight hours, after 30 minute warmup.

**Temperature Coefficient:** 200 PPM/ $^{\circ}$ C = 0.02%/ $^{\circ}$ C (Typical).

**Ambient Operating Temperature:**  $-10$  to  $+60^{\circ}$ C. No derating required.

**Storage Temperature:**  $-20$  to  $+85^{\circ}$ C.

**Humidity:** Maximum of 90% relative, non-condensing.

**Connections:** 24" flying lead for high side of output and 5-way binding post for return (ground). All other connections on pluggable terminal block.

**Mounting:** Threaded mounting holes permit mounting to a chassis, cabinet wall or bracket, or they may be used on a test bench or tabletop. To mount from the power supply side of the mounting surface or for DIN rail mounting, see accessory Mounting Kits on page H3.

### OPTIONS

**Output Connector:** Models with an output of 5000 volts or less can be provided with an MHV connector (and 8 long detachable shielded output cable with mating MHV connector installed on one end) instead of the flying lead. To order, add suffix letter "T" to the model number.



### OPTIONAL OUTPUT CONNECTOR

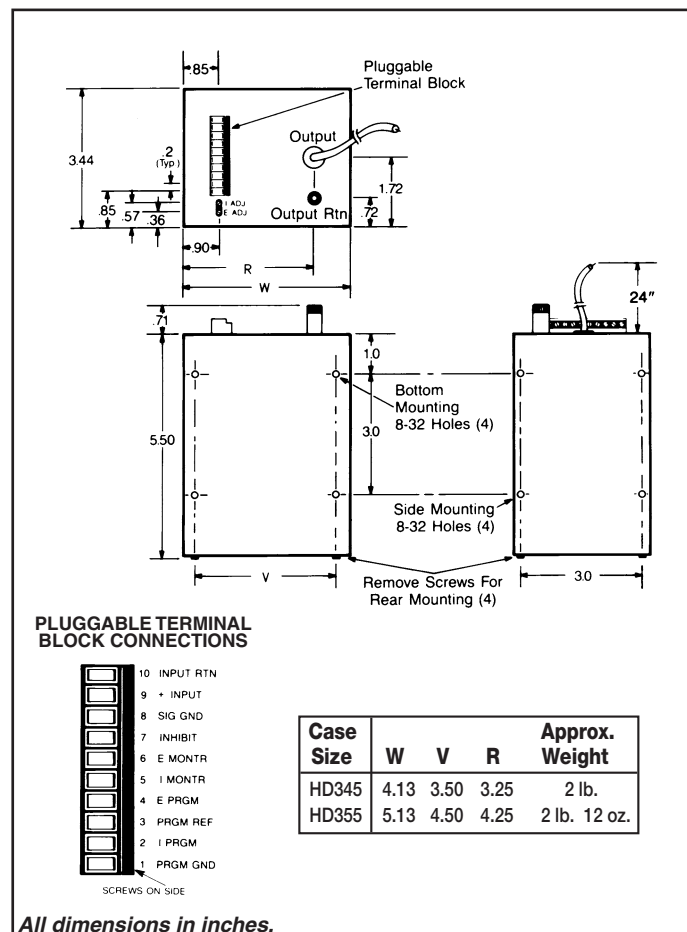
Models with an output of 5000 volts or less can be provided with an MHV connector (and 8 long detachable output cable with mating MHV connector installed on one end) instead of the flying lead. To order, add suffix letter "T" to the model number.



### DC-DC MODELS

Output Range kVdc	Output Current mA	Output Monitor Ratio		Model (Positive Output)*	Case Size
		Voltage	Current mV/mA		
0-1	30	1,000:1	100:1	P01HD30	HD345
0-1	60	1,000:1	10:1	P01HD60	HD355
0-1.5	20	1,000:1	100:1	P01.5HD20	HD345
0-1.5	40	1,000:1	100:1	P01.5HD40	HD355
0-2	15	1,000:1	100:1	P02HD15	HD345
0-2	30	1,000:1	100:1	P02HD30	HD355
0-2.5	12	1,000:1	100:1	P02.5HD12	HD345
0-2.5	24	1,000:1	100:1	P02.5HD24	HD355
0-3.5	8.5	1,000:1	100:1	P03.5HD8.5	HD345
0-3.5	17	1,000:1	100:1	P03.5HD17	HD355
0-5	6	10,000:1	100:1	P05HD6	HD345
0-5	12	10,000:1	100:1	P05HD12	HD355
0-7.5	4	10,000:1	100:1	P07.5HD4	HD345
0-7.5	8	10,000:1	100:1	P07.5HD8	HD355
0-10	3	10,000:1	1,000:1	P010HD3	HD345
0-10	6	10,000:1	100:1	P010HD6	HD355
0-12	2.5	10,000:1	1,000:1	P012HD2.5	HD345
0-12	5	10,000:1	100:1	P012HD5	HD355
0-15	2	10,000:1	1,000:1	P015HD2	HD345
0-15	4	10,000:1	100:1	P015HD4	HD355
0-18	1.6	10,000:1	1,000:1	P018HD1.6	HD345
0-18	3.2	10,000:1	1,000:1	P018HD3.2	HD355
0-20	1.5	10,000:1	1,000:1	P020HD1.5	HD345
0-20	3	10,000:1	1,000:1	P020HD3	HD355
0-22	1.3	10,000:1	1,000:1	P022HD1.3	HD345
0-22	2.6	10,000:1	1,000:1	P022HD2.6	HD355
0-25	1.2	10,000:1	1,000:1	P025HD1.2	HD345
0-25	2.4	10,000:1	1,000:1	P025HD2.4	HD355
0-30	1	10,000:1	1,000:1	P030HD1	HD345
0-30	2	10,000:1	1,000:1	P030HD2	HD355

\* Positive output is standard. For negative output, change first letter of model number from P to N.




## High Voltage AC-DC

RACK MOUNTING  
REGULATED

Output ranges:

0-1 kVdc to 0-30 kVdc

- Shipped Within 9 Days
- Five Year Warranty  
(internal encapsulated module - One Year)



**Ideal for laboratory and instrumentation** applications, these rack mounting supplies have the same output ratings and specifications as the modular supplies shown on pages 70 and 71, but additionally feature calibrated ten-turn controls (with locking vernier dials) for precisely setting voltage and current. Voltmeter, ammeter and handles are standard. An 8' long shielded output cable is included.

### SPECIFICATIONS

**Input Voltage:** 105-125 VAC, 50-400 Hz, single phase.

**Input Current:**

30 watt output ratings: 0.6A

60 watt output ratings: 1.2A

**Output Polarity:** Positive output is standard. For negative output, change first letter of model number from P to N.

**Regulation (constant voltage operation):**

**Line:**  $\pm 0.05\%$

**Load:**  $\pm 0.05\%$

**Regulation (constant current operation):**

**Line:**  $\pm 0.1\%$

**Load:**  $\pm 0.1\%$  plus 50  $\mu$ A.

**Ripple:** 0.05%, peak-to-peak.

**Output Controls:** Voltage and current may be controlled by means of two 10-turn front panel adjustments with locking vernier dials. Control linearity is 1% of full rated output. Calibration accuracy is 1% of rated output plus 1% of setting. (Remotely located 1000 ohm potentiometers may alternately be used for output control.)

**Metering:** Voltmeter and ammeter are standard. Accuracy is 2% of full scale.

**Voltage Monitor Terminal:** Permits remote monitoring of output voltage, stepped down by ratio shown. Accuracy is 2% of maximum rated output voltage.

**Current Monitor Terminal:** Permits remote monitoring of output current, at mV/mA ratio shown. Accuracy is 2% of maximum rated output current.

**Inhibit Terminal:** Grounding inhibits output.

**Input Protection:** "Soft start" circuit minimizes start-up power stresses.

**Output Programming:** Output voltage and current may be programmed from 0 to full rating by means of control voltage inputs of 0 to +5.1 Vdc,  $\pm 2\%$ .

**Output Protection:** Current regulation circuit protects power supply from short circuits, overload, and arcing.

**Response Time:** Less than 5 mS for 100  $\mu$ A load step change.

**Stability:** 0.05% over eight hours, after 30 minute warmup.

**Temperature Coefficient:** 200 PPM/ $^{\circ}$ C = 0.02%/ $^{\circ}$ C (Typical).

**Ambient Operating Temperature:** -10 to +60 $^{\circ}$ C. No derating required.

**Storage Temperature:** -20 to +85 $^{\circ}$ C.

**Humidity:** Maximum of 90% relative, non-condensing.

**Connections:**

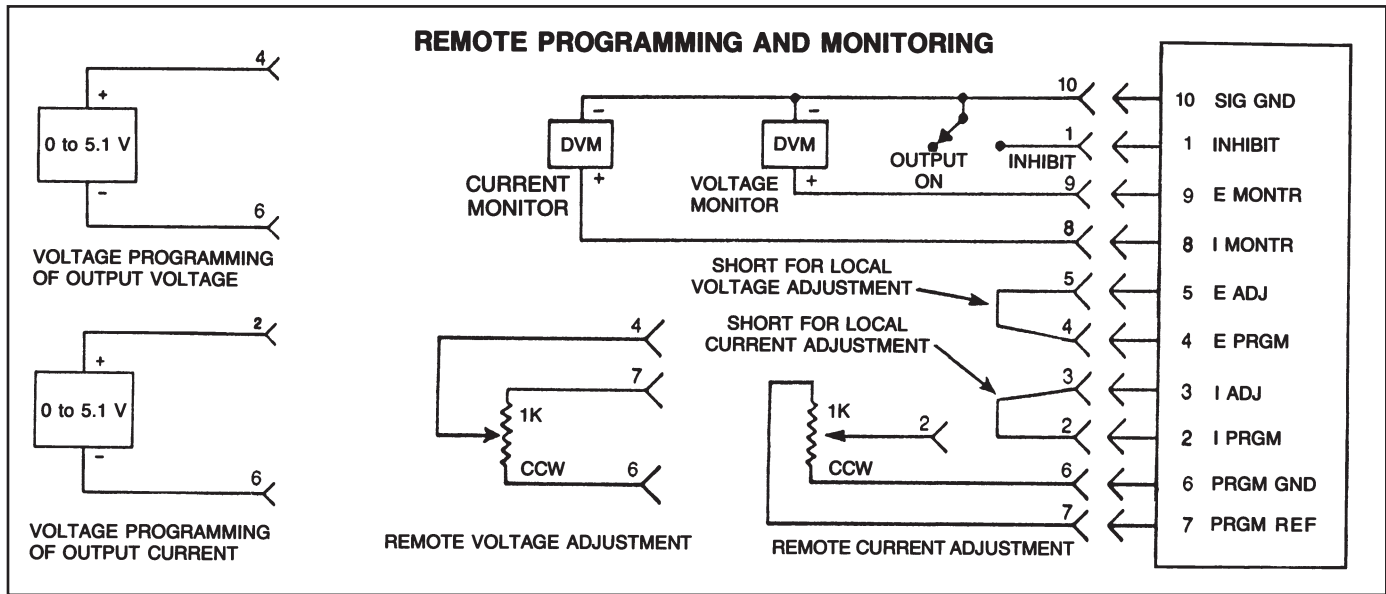
**Input, Control and Monitoring:** Screw terminals.

**Output:** High voltage connector (Type varies with model number). An 8' shielded output cable, with mating connector installed, is provided.

**OPTIONS**

**Terminal Strip Cover:** Clips on AC input terminal strip. To order, add suffix "M" to model number.

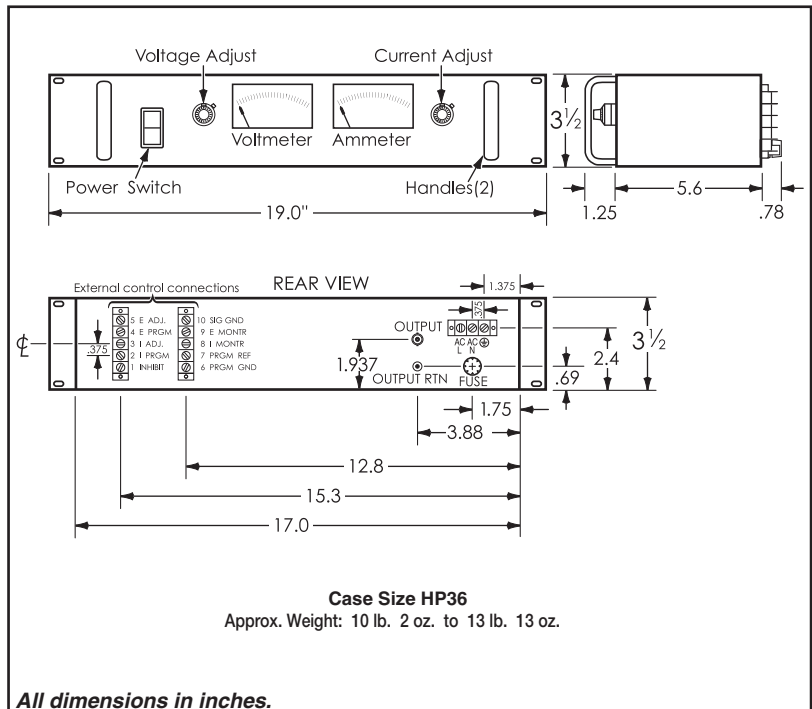
**230 Volt Input:** All models can be alternately furnished for operation on inputs of 210-250 VAC, 50-400 Hz, single phase. To order, add suffix "-230" to model number. The "-230" option requires two additional days.



## AC-DC MODELS

Output Range kVdc	Output Current mA	Output Monitor Ratio		Model (Positive Output)*
		Voltage	Current mV/mA	
0-1	30	1,000:1	100:1	P01HP30
0-1	60	1,000:1	10:1	P01HP60
0-1.5	20	1,000:1	100:1	P01.5HP20
0-1.5	40	1,000:1	100:1	P01.5HP40
0-2	15	1,000:1	100:1	P02HP15
0-2	30	1,000:1	100:1	P02HP30
0-2.5	12	1,000:1	100:1	P02.5HP12
0-2.5	24	1,000:1	100:1	P02.5HP24
0-3.5	8.5	1,000:1	100:1	P03.5HP8.5
0-3.5	17	1,000:1	100:1	P03.5HP17
0-5	6	10,000:1	100:1	P05HP6
0-5	12	10,000:1	100:1	P05HP12
0-7.5	4	10,000:1	100:1	P07.5HP4
0-7.5	8	10,000:1	100:1	P07.5HP8
0-10	3	10,000:1	1,000:1	P010HP3
0-10	6	10,000:1	100:1	P010HP6
0-12	2.5	10,000:1	1,000:1	P012HP2.5
0-12	5	10,000:1	100:1	P012HP5
0-15	2	10,000:1	1,000:1	P015HP2
0-15	4	10,000:1	100:1	P015HP4
0-18	1.6	10,000:1	1,000:1	P018HP1.6
0-18	3.2	10,000:1	1,000:1	P018HP3.2
0-20	1.5	10,000:1	1,000:1	P020HP1.5
0-20	3	10,000:1	1,000:1	P020HP3
0-22	1.3	10,000:1	1,000:1	P022HP1.3
0-22	2.6	10,000:1	1,000:1	P022HP2.6
0-25	1.2	10,000:1	1,000:1	P025HP1.2
0-25	2.4	10,000:1	1,000:1	P025HP2.4
0-30	1	10,000:1	1,000:1	P030HP1
0-30	2	10,000:1	1,000:1	P030HP2

\* Positive output is standard. For negative output, change first letter of model number from P to N.



## WALL MOUNTING KITS

These kits provide a way of mounting power supplies on a wall or panel when the other side of the mounting surface is inaccessible. Each kit consists of four aluminum brackets and four machine screws for fastening them to the power supply, effectively adding mounting flanges to the power supply.

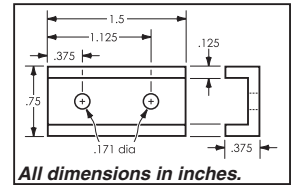
### For 'Gold Box' and (modular) 'High Voltage' power supplies:

#### **GB8 Mounting Kit** (#8-32 mounting holes)

Can be used on these case sizes:

CM6, CM9, CM13, CH11, CH16, DG5, DG6, DG9, G3, G5, G5D, G6, G9, G13, GT5, GT6, GT9, GT13, H8, H11, H16, HD345, HD355, HA349, HA359, HT11, HT16, LM6A\*, LM8A\*, LM10A\*, M6, M9, M13, RM6, RW6 TG5, TG6, TG9, TG13, TH11, WG7, WM6, WM9, Y3, Y5, Y6, YH11, YA

\*For rear mounting brackets horizontally on **LM cases only**, use GBR Mounting Kit



### For 'Narrow Profile' power supplies:

#### **NP6 Mounting Kit** (#6-32 mounting holes)

Can be used on these case sizes:

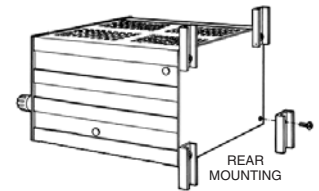
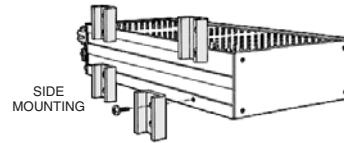
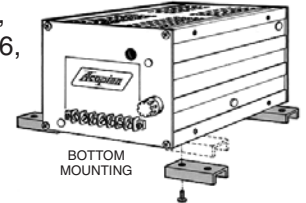
AMC, CN8T, DN6B, DN6A, DN8A, DN8, F6T, F8T, N8T, WL7, WL9, WN6A, WN6B, WN8, WN8A, WN8B, TN6T

#### **NP6L Mounting Kit** (#6-32 mounting holes)

Can be used on these case sizes:

CN8H, N8H, TN8H

Model NP6L consists of two brackets 1.5" long as shown above, and two 2.5" long brackets (to extend beyond heat sink).



## DIN RAIL MOUNTING KITS

#### **CH35DIN Mounting Kit** (Horizontal mounting)

Can be used on these case sizes: RM6, RW6

#### **GH35DIN Mounting Kit** (Horizontal mounting)

Can be used on these case sizes:

CM6 DG5 G3 GT5 M6 TG5 Y3  
 CM9 DG6 G5 GT6 M9 TG6 Y5  
 CM13 DG9 G5D GT9 M13 TG9 Y6  
 G6 GT13 TG13  
 G9  
 G13

#### **GR35DIN Mounting Kit** (Rear mounting)

Can be used on these case sizes:

CM6 DG5 G3 GT5 HD345 M6 RM6 TG5 Y3  
 CM9 DG6 G5 GT6 HD355 M9 RW6 TG6 Y5  
 DG9 G5D GT9 TG9 Y6  
 G6  
 G9

*(GR35DIN can be used, but is not recommended on case sizes: G13, GT13, M13, TG13)*

#### **LR35DIN Mounting Kit** (Rear mounting)

#### **LV35DIN Mounting Kit** (Vertical mounting)

#### **LH35DIN Mounting Kit** (Horizontal mounting)

Can be used on these case sizes: LM6A, LM8A, LM10A

#### **NPH35DIN Mounting Kit** (Horizontal mounting)

Can be used on these case sizes:

CN8H DN6A F6T N8H TN6T WN6A  
 CN8T DN6B F8T N8T TN8H WN6B  
 DN8 WN8  
 DN8A WN8A  
 WN8B

#### **NPR35DIN Mounting Kit** (Rear mounting)

Can be used on these case sizes:

CN8H F6T N8H TN6T  
 CN8T F8T N8T TN8H

#### **NPV35DIN Mounting Kit** (Vertical mounting)

Can be used on these case sizes:

CN8H DN6A F6T N8H TN6T WN6A  
 CN8T DN6B F8T N8T TN8H WN6B  
 DN8 WN8  
 DN8A WN8A  
 WN8B


#### **WH35DIN Mounting Kit** (Horizontal mounting)

Can be used on these case sizes: WM6, WM9


#### **WL35DIN Mounting Kit** (Vertical mounting)

#### **WLH35DIN Mounting Kit** (Horizontal mounting)


Can be used on these case sizes: WL7, WL9



GH35DIN




LH35DIN



NPH35DIN



GR35DIN



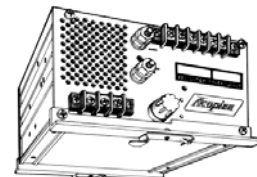
LR35DIN



NPV35DIN



WLH35DIN



WH35DIN



NPR35DIN



**ACOPIAN SELLS FACTORY DIRECT WORLDWIDE:** We do not use representatives or distributors. Contact Acopian for technical information or a quote.

**WARRANTY:** Acopian power supplies are warranted to be free from defects in material and workmanship for a period of five years (encapsulated devices, for one year) from date of original shipment. Acopian's obligation under this warranty is limited to repairing any power supply returned to the factory Service Department in Easton, PA or Melbourne, FL, and replacing any defective parts. Mini Encapsulated power supplies are not repairable. Authorization must be obtained from Acopian before a power supply may be returned for repair. Units must be well packed when shipping to Acopian; the repair of any damage incurred during shipment will be charged. Transportation charges are to be paid by the purchaser. A reinspection and handling charge will be applied to returned units found to have no defects. If a failure has been caused by misuse, operation in excess of specifications, or modification by the customer, repairs will be billed at cost; in such cases, a cost estimate will be submitted before work is started.

Acopian reserves the right to make changes or improvements in its products without incurring any obligation to install the same on products previously manufactured.

This warranty is in lieu of all other warranties, obligations, and liabilities, expressed or implied, and is the purchaser's exclusive remedy. Acopian makes no warranty, either express or implied, of merchantability, fitness for a particular purpose or otherwise. In no event shall Acopian be liable whether in contract, tort, or negligence, for special, indirect, incidental or consequential damages of any kind, including loss of business or profits, or any other losses incurred by the purchaser or any third party, the Customer's remedies being limited, at Acopian's option, to replacement, repair or credit at the price on the date of claim.

The validity, performance and construction of all terms and conditions and any sale made by Acopian shall be determined by the law of Pennsylvania, without regard to its conflict of law principles, and all parties to the transaction expressly consent to the jurisdiction of such courts and consent to the venue of the Court of Common Pleas for Northampton County, Pennsylvania.

**PRICES:** The prices shown are F.O.B. our factory; Easton, PA or Melbourne, FL. ('EXW Factory' if outside the 50 United States.) All prices and specifications are subject to change without notice.

**TERMS:** Net 30 days, subject to credit approval. Visa, MasterCard and American Express also accepted.

**SHIPPING:** Location permitting, small shipments are made by United Parcel Service, FedEx, DHL (international orders) or by Parcel Post; larger shipments, by insured motor freight collect. Shipments can be made by air upon request. Risk of loss shall be F.O.B. Our Factory, even in cases where freight may be prepaid or allowed to destination by Acopian. If equipment is received in damaged condition, it is the customer's responsibility to contact the carrier and file a claim for damages.

**TIME FOR DELIVERY:** The time for delivery quoted by Acopian is the time required to ship from our plants. We will not be liable for delays in delivery caused by any reason beyond our control, including but not limited to acts of God, casualty, civil disturbance, labor disputes, transportation or supply difficulties, or any interruption of our facilities, and the quoted time for delivery shall be extended during the continuance of such conditions and for a reasonable time thereafter. In no event will Acopian be liable for any premium transportation, procurement, or similar costs incurred by the Customer as a result of conditions beyond Acopian's control resulting in Acopian's inability to deliver product in accordance with customer's requested delivery schedules.

**QUANTITY DISCOUNTS:** Discounts are available to quantity buyers and are dependent upon the order quantity and the manufacturing scheduling anticipated by the order, and apply only to the quantity and delivery ordered. Partial shipments are considered as separate orders for discounting purposes.

**EXPORT ORDERS:** A minimum export documentation charge of \$60.00 applies. (A minimum charge of \$25.00 applies on orders to certain U.S. territories requiring customs forms.)

**MOISTURE/FUNGUS PROOFING:** Power supplies can be furnished with a moisture and fungus resistant varnish applied to interior surfaces. To order, add the suffix letter F to the model number. This option requires two additional days and is not available on High Voltage, Mini Encapsulated, Rack Mounting, and Gold Box Switching models.

**TAGGING:** Add \$10.00 to price.

**TEST DATA:** Cost, \$35.00 or 2% of order, whichever is greater.

**SPECIAL MODELS/MODIFICATIONS:** Cataloged models can be altered at the factory to meet special requirements. Contact the Applications Engineering Department to discuss your needs.

**PARTS:** The designs used in Acopian power supplies utilize standard components to the greatest practical extent. When replacements are required, the types originally used, or their equivalents, can usually be obtained most quickly from a local electronic components distributor.

Special components, such as transformers, are stocked at the factory warehouses. Contact the Applications Engineering Department for information on the parts required, referencing the model number of the power supply, the circuit designation of the component, and a description.

**PURCHASE ORDER ACCEPTANCE:** Orders are accepted subject to Acopian's Terms and Conditions. Any Terms and Conditions of any Purchaser's order, agreement, or understanding which are in addition to or inconsistent with Acopian's shall not be binding upon Acopian unless made in writing and accepted over the signature of an authorized officer of Acopian. Orders shall not be considered accepted until entered into production at our plant. Acopian reserves the right to refuse any order. All typographical and clerical errors are subject to correction by Acopian.

**RETURNED GOODS:** Acopian products are built on a per-order basis, and ordinarily no credit can be extended for their return. No goods will be accepted for return unless authorized in writing by Acopian.

**CHANGES:** The customer may, by a written notice, request changes within the general scope of the order, in the drawings, designs or specifications; method of shipment; and place of delivery. If any such change causes an increase or decrease in the cost, or the time required for the processing of any part of the order, an equitable adjustment shall be made in the price or delivery schedule, or both, and the order shall be modified in writing accordingly.

**CANCELLATION:** Suspension or cancellation of orders may be made only upon our written approval and on terms that will indemnify us against all loss.

**OVERTIME:** It is anticipated that any order will be processed during regular working hours on regular working days. If for any reason the Purchaser requests Acopian to process the order, or any portion of it, outside of such regular working hours, any overtime or other additional expense occasioned thereby shall be billed to and paid by the Purchaser as an extra cost. Acopian reserves the right to decline to process the order outside regular working hours.

**CUSTOMER DELAY OF WORK:** If the performance of all or any part of the work is delayed or interrupted by Customer's failure to act within the time specified (or within a reasonable time if no time is specified) and such act is not expressed or implied by the order, an adjustment shall be made in the cost of performance of the order caused by such delay or interruption and the order modified in writing accordingly. Adjustment will also be made in the delivery or performance dates and any other contractual provisions affected by such delay or interruption.

**GOVERNMENT SPECIFICATIONS:** Pricing is based upon industrial-grade construction, marking, packing, and packaging. Exception is taken to any MIL specifications, and to any requirements for the use of special forms, documentation other than quoted, and Government Source Inspection. Acopian must decline to quote on any other basis.

**APPLICATIONS ASSISTANCE:** *Questions regarding the specifications, features, and use of any Acopian product should be directed to the Applications Engineering Department. A staff of power supply specialists will be pleased to assist you.*

**ACOPIAN IS AN ISO 9001 CERTIFIED COMPANY**