

## WALL MOUNTING KITS

These kits provide a way of mounting power supplies on a wall or panel when the other side of the mounting surface is inaccessible. Each kit consists of four aluminum brackets and four machine screws for fastening them to the power supply, effectively adding mounting flanges to the power supply.

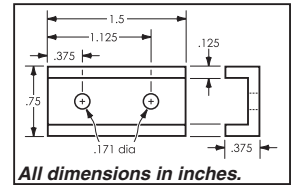
### For 'Gold Box' and (modular) 'High Voltage' power supplies:

#### **GB8 Mounting Kit** (#8-32 mounting holes)

Can be used on these case sizes:

CM6, CM9, CM13, CH11, CH16, DG5, DG6, DG9, G3, G5, G5D, G6, G9, G13, GT5, GT6, GT9, GT13, H8, H11, H16, HD345, HD355, HA349, HA359, HT11, HT16, LM6A\*, LM8A\*, LM10A\*, M6, M9, M13, RM6, RW6 TG5, TG6, TG9, TG13, TH11, WG7, WM6, WM9, Y3, Y5, Y6, YH11, YA

\*For rear mounting brackets horizontally on **LM cases only**, use GBR Mounting Kit



### For 'Narrow Profile' power supplies:

#### **NP6 Mounting Kit** (#6-32 mounting holes)

Can be used on these case sizes:

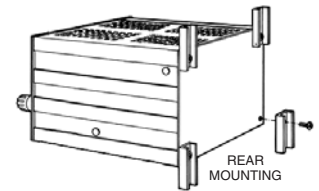
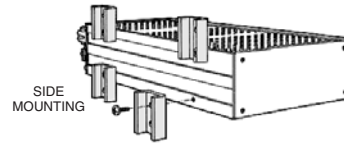
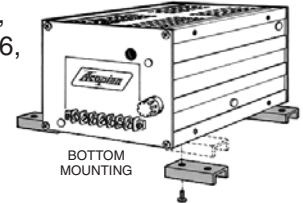
AMC, CN8T, DN6B, DN6A, DN8A, DN8, F6T, F8T, N8T, WL7, WL9, WN6A, WN6B, WN8, WN8A, WN8B, TN6T

#### **NP6L Mounting Kit** (#6-32 mounting holes)

Can be used on these case sizes:

CN8H, N8H, TN8H

Model NP6L consists of two brackets 1.5" long as shown above, and two 2.5" long brackets (to extend beyond heat sink).



## DIN RAIL MOUNTING KITS

#### **CH35DIN Mounting Kit** (Horizontal mounting)

Can be used on these case sizes: RM6, RW6

#### **GH35DIN Mounting Kit** (Horizontal mounting)

Can be used on these case sizes:

CM6 DG5 G3 GT5 M6 TG5 Y3  
 CM9 DG6 G5 GT6 M9 TG6 Y5  
 CM13 DG9 G5D GT9 M13 TG9 Y6  
 G6 GT13 TG13  
 G9  
 G13

#### **GR35DIN Mounting Kit** (Rear mounting)

Can be used on these case sizes:

CM6 DG5 G3 GT5 HD345 M6 RM6 TG5 Y3  
 CM9 DG6 G5 GT6 HD355 M9 RW6 TG6 Y5  
 DG9 G5D GT9 TG9 Y6  
 G6  
 G9

*(GR35DIN can be used, but is not recommended on case sizes: G13, GT13, M13, TG13)*

#### **LR35DIN Mounting Kit** (Rear mounting)

#### **LV35DIN Mounting Kit** (Vertical mounting)

#### **LH35DIN Mounting Kit** (Horizontal mounting)

Can be used on these case sizes: LM6A, LM8A, LM10A

#### **NPH35DIN Mounting Kit** (Horizontal mounting)

Can be used on these case sizes:

CN8H DN6A F6T N8H TN6T WN6A  
 CN8T DN6B F8T N8T TN8H WN6B  
 DN8 WN8  
 DN8A WN8A  
 WN8B

#### **NPR35DIN Mounting Kit** (Rear mounting)

Can be used on these case sizes:

CN8H F6T N8H TN6T  
 CN8T F8T N8T TN8H

#### **NPV35DIN Mounting Kit** (Vertical mounting)

Can be used on these case sizes:

CN8H DN6A F6T N8H TN6T WN6A  
 CN8T DN6B F8T N8T TN8H WN6B  
 DN8 WN8  
 DN8A WN8A  
 WN8B


#### **WH35DIN Mounting Kit** (Horizontal mounting)

Can be used on these case sizes: WM6, WM9

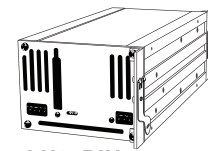
#### **WL35DIN Mounting Kit** (Vertical mounting)

#### **WLH35DIN Mounting Kit** (Horizontal mounting)


Can be used on these case sizes: WL7, WL9



GH35DIN




LH35DIN




NPH35DIN



GR35DIN



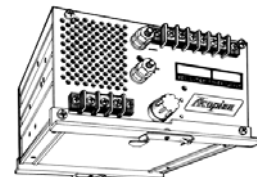
LR35DIN



NPV35DIN



WLH35DIN



WH35DIN



NPR35DIN